



MANUAL INTERNAL LINEUP CLAMP




- Toggle action puts maximum power on pipe
- "Gap" is unobstructed for fuller stringer bead
- Heavy duty jack box puts more power on the pipe with less operator effort
- Each clamp machined for specific wall thickness and pipe O.D.
- Available with copper back-up ring
- Standard 6" to 60"

HYDRAULIC INTERNAL LINEUP CLAMP



- Easy to operate
- Requires no outside power unit
- Precision manufactured, field proven
- Each clamp machined for specific wall thickness and pipe O.D.
- Heavy duty all steel construction
- Standard 16" to 60"
- Available through 100"

MANUAL, RATCHET & HYDRAULIC EXTERNAL LINEUP CLAMPS STANDARD & NO-TACK




Manual

- Precision Acme threads ensure strength and ease of operation.
- Standard 1" ratchet handle fits all sizes
- Available in sizes 2" through 60"
- Mechanism is enclosed to eliminate dirt and mud
- Will not back off while weld is being made
- No-Tack type has arched cross-beams to permit continuous welding without removing the clamp
- Heavy duty all steel construction



Ratchet

- Heavy duty all steel construction.
- Standard 1" ratchet handle fits all sizes
- Precision Acme threads ensure strength and ease of operation
- Clamp sizes 6" through 60"
- Mechanism is enclosed to eliminate dirt and mud
- Will not back off while weld is being made
- No-Tack type has arched cross-beams to permit continuous welding without removing the clamp



Hydraulic

- Accurately aligns in minutes
- Hinged to open wide for easy mounting, use, or removal
- Circle secured by single master pin
- Bridging allows full 360° welding without removing clamp
- Available in sizes from 16" to 60"
- Heavy duty all steel construction
- Precision manufactured, field proven

GPB HEAD IRON



- Alloy steel for greater strength with less weight
- Reinforced lifting bail and end iron hooks for increased durability
- Painted with stainless steel data plate
- Lowering-in belt not included
- Belts used around the world in sizes for 2 hook to 11 hook

GPM LOWERING-IN BELT



- Heavy duty nylon webbing for durability and strength
- Alloy steel end irons for greater strength with less weight
- Web coated with heavy duty vinyl coating
- Head iron not included as pictured
- Lowering in belt and head iron sold separately
- Belts used around the world, in all types of climates, in sizes up to 60" diameter pipe
- Custom belts available for additional pipe diameters

GPC BLP LINED STEEL CHOKER BELT




- Accurately aligns in minutes
- Hinged to open wide for easy mounting, use, or removal
- Circle secured by single master pin
- Bridging allows full 360 degrees welding without removing clamp
- Available in sizes from 16" to 60"
- Heavy duty all steel construction precision manufactured, field proven

STAINLESS BEVELING BANDS



- Made from durable stainless steel for long life
- Ease of operation and removal
- Sizes from 6" to 60" in 2" intervals
- Adaptable to any beveling requirement
- Smoothly, accurately cuts and bevels
- Minimum clearance needed in bell holes
- Out of round pipe attachments unnecessary
- Mounts easily anywhere on the pipe

BAND-TYPE CRAWLER



- One man can set up and cut pipes as large as 48"
- Ease of setup when cutting horizontal or vertical pipes due to lightweight design
- Quick installation latching mechanism
- Fits all band sizes
- 60% faster than hand cutting and grinding

Not Included:

- Machine cutting torch, torch angle head adapter